

# 2014 Healthy Youth Survey Results - Errata

April 14<sup>th</sup>, 2015

## Erratum 1: Source of Alcohol.

A coding error affecting the results of the “source of alcohol” question was discovered after publication of the March 1<sup>st</sup>, 2015 reports. The impact of the error was to inadvertently include a small number of responses that should have been “missing” to the denominator of each statistic. Table 1a and 1b compare the corrected survey results, posted on [www.AskHYS.net](http://www.AskHYS.net) on April 14<sup>th</sup>, 2015, to the original results. In all response categories, the percentages increased as the size of the denominators (and the “n”) decreased.

Table 1a: Corrected state sample results by grade, reported April 2015

46. During the past 30 days, how did you get alcohol (beer, wine or hard liquor)? Choose all that apply.	Grade 6	Grade 8	Grade 10	Grade 12
	% (± CI) (n=0)	% (± CI) (n=4,511)	% (± CI) (n=3,816)	% (± CI) (n=2,941)
a. I did not get alcohol in the past 30 days.	**	91.5% (±1.1)	80.2% (±1.9)	68.7% (±3.0)
b. I bought it from a store.	**	0.7% (±0.2)	1.5% (±0.4)	2.0% (±0.5)
c. I stole it from a store.	**	0.7% (±0.3)	1.5% (±0.4)	2.2% (±0.6)
d. I got it from friends.	**	2.2% (±0.5)	8.5% (±1.2)	14.4% (±2.1)
e. I got it at a party.	**	1.5% (±0.3)	6.1% (±1.3)	10.8% (±1.7)
f. I got it from an older brother or sister.	**	0.6% (±0.2)	2.0% (±0.4)	3.0% (±0.6)
g. I gave money to someone to get it for me.	**	0.8% (±0.3)	3.5% (±0.6)	9.2% (±1.7)
h. I took it from home without my parents' permission.	**	1.8% (±0.4)	4.8% (±0.9)	3.8% (±0.8)
i. I got it at home with my parents' permission.	**	1.6% (±0.4)	3.3% (±0.7)	5.4% (±0.8)
j. I got it some other way.	**	2.0% (±0.5)	2.5% (±0.5)	4.3% (±0.8)

Table 1b: Original state sample results by grade, reported March 2015

46. During the past 30 days, how did you get alcohol (beer, wine or hard liquor)? Choose all that apply.	Grade 6	Grade 8	Grade 10	Grade 12
	% (± CI) (n=0)	% (± CI) (n=4,667)	% (± CI) (n=4,352)	% (± CI) (n=3,644)
a. I did not get alcohol in the past 30 days.	**	77.0% (±2.8)	70.1% (±3.1)	61.2% (±3.1)
b. I bought it from a store.	**	0.6% (±0.2)	1.4% (±0.3)	1.8% (±0.5)
c. I stole it from a store.	**	0.6% (±0.2)	1.3% (±0.3)	1.9% (±0.5)
d. I got it from friends.	**	1.9% (±0.4)	7.5% (±1.2)	12.8% (±2.0)
e. I got it at a party.	**	1.2% (±0.3)	5.3% (±1.2)	9.7% (±1.6)
f. I got it from an older brother or sister.	**	0.5% (±0.2)	1.8% (±0.4)	2.7% (±0.6)
g. I gave money to someone to get it for me.	**	0.7% (±0.2)	3.1% (±0.5)	8.2% (±1.6)
h. I took it from home without my parents' permission.	**	1.5% (±0.3)	4.2% (±0.8)	3.4% (±0.7)
i. I got it at home with my parents' permission.	**	1.4% (±0.4)	2.9% (±0.6)	4.8% (±0.7)
j. I got it some other way.	**	1.7% (±0.4)	2.2% (±0.4)	3.8% (±0.7)

This coding error also similarly impacted two fact sheets on which source of alcohol was one of the statistics presented. Comparisons of new to old displays of this statistic are presented below for the Alcohol Use (Single Grade) and Alcohol Use (All Grades) fact sheets.

Figure 4a: Corrected state sample results by grade, reported April 2015

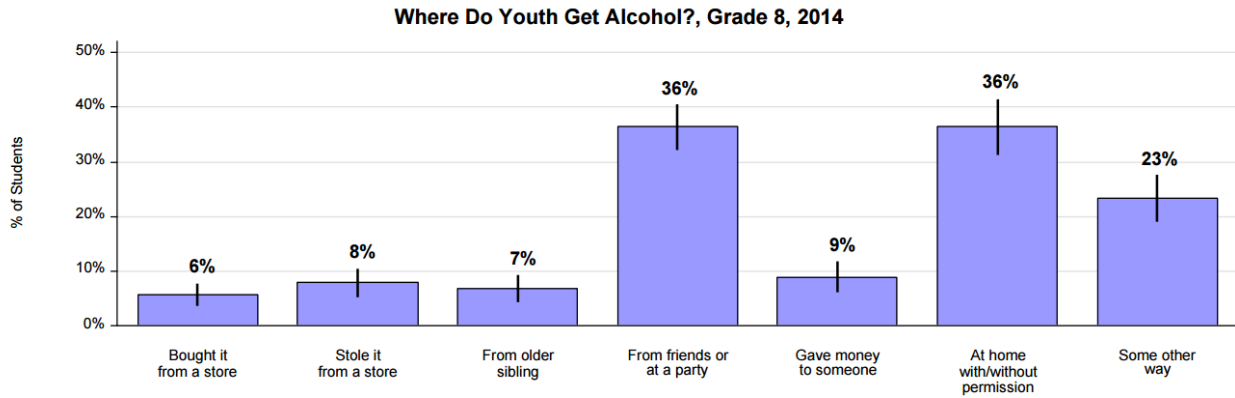


Figure 4b: Corrected state sample results by grade, reported April 2015

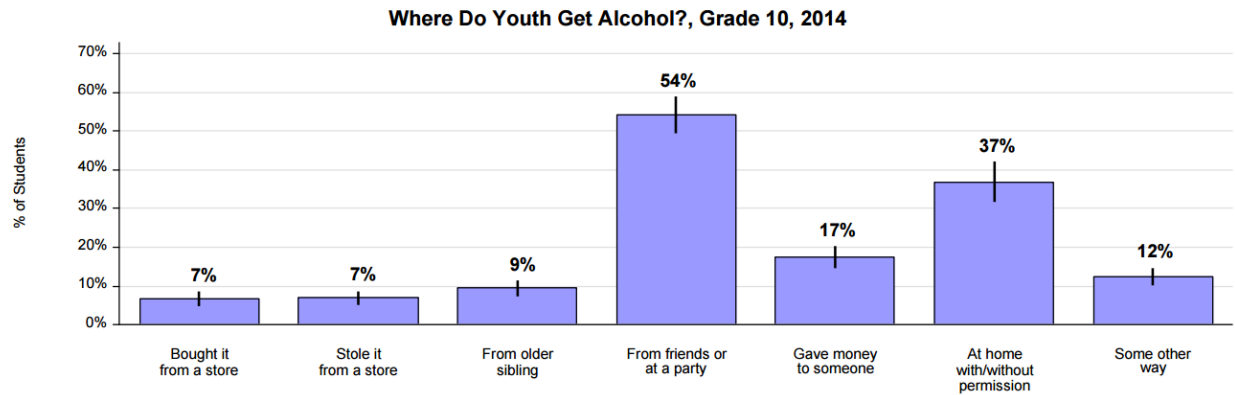


Figure 4c: Corrected state sample results by grade, reported April 2015

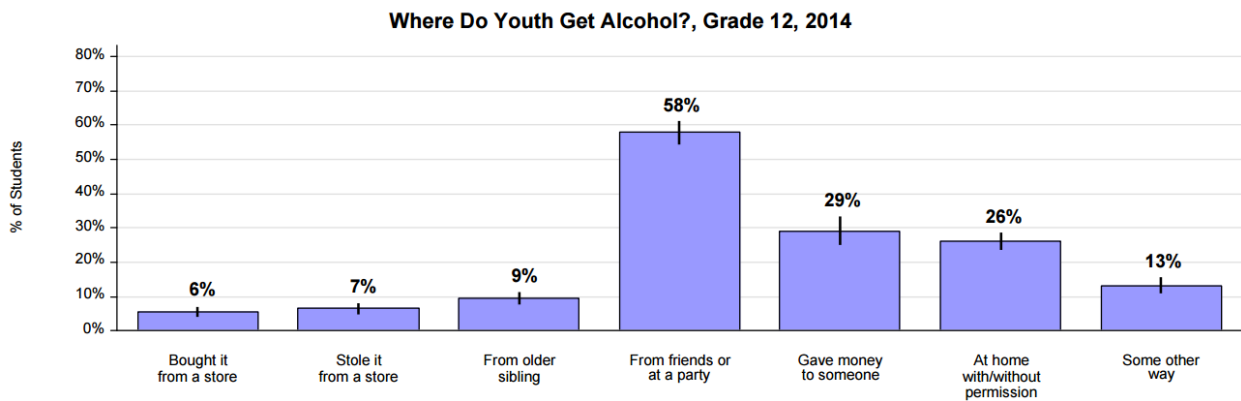


Figure 4d: Original state sample results by grade, reported March 2015

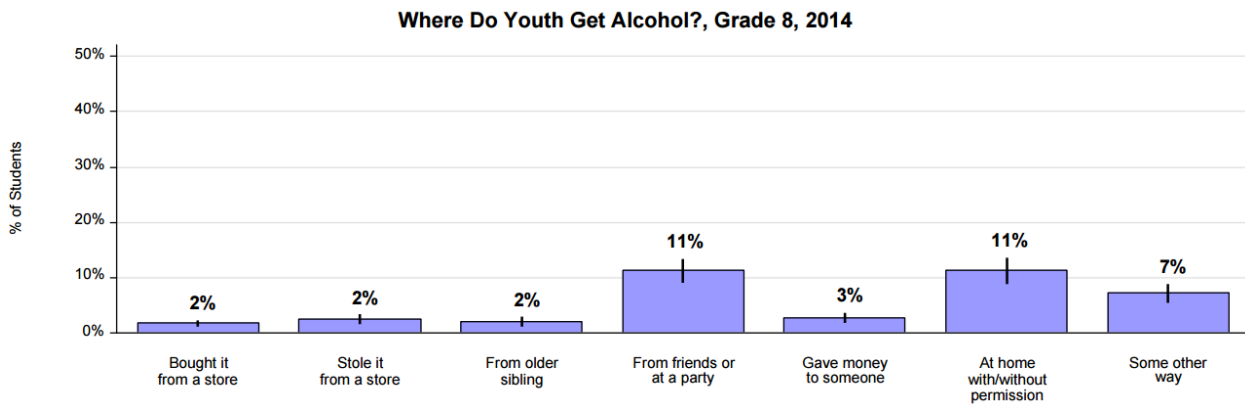


Figure 4e: Original state sample results by grade, reported March 2015

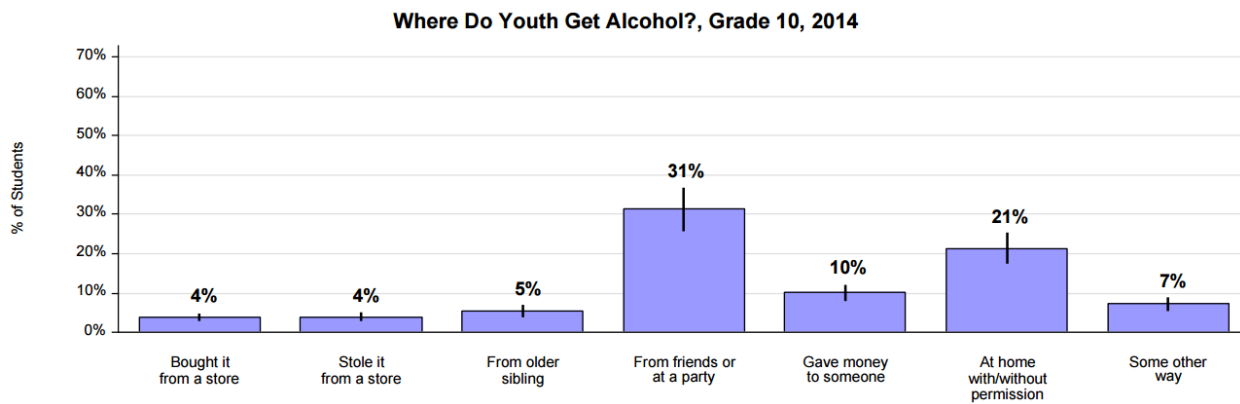


Figure 4f: Original state sample results by grade, reported March 2015

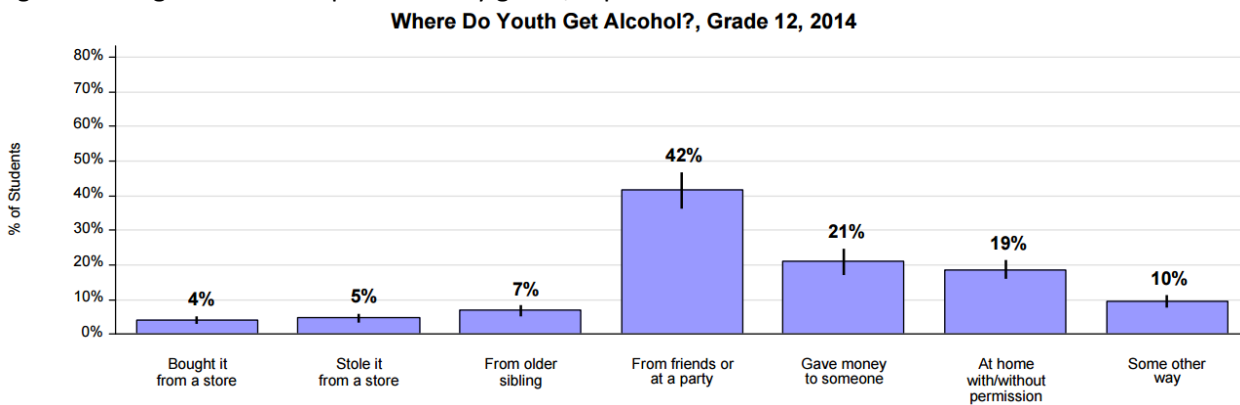


Figure 5a: Corrected state sample results by grade, reported April 2015  
**Where Do They Get It?**

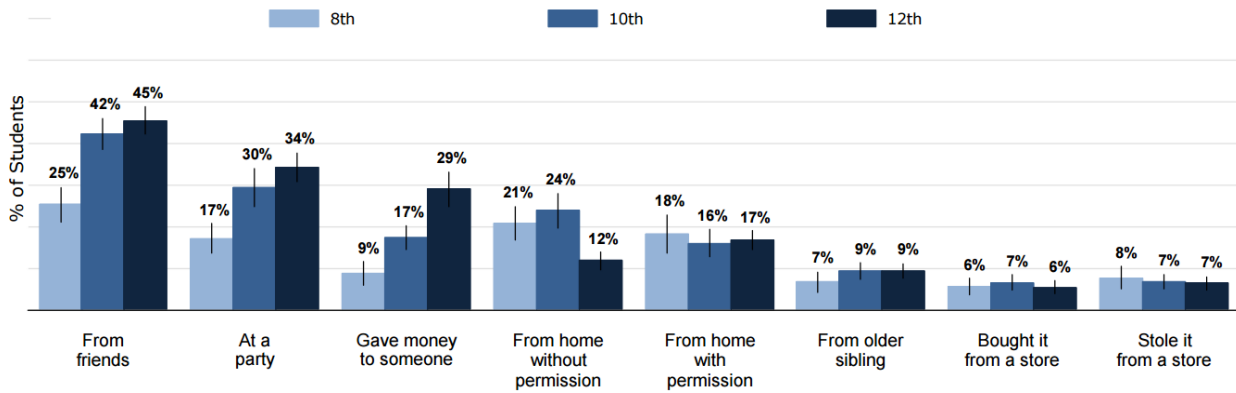
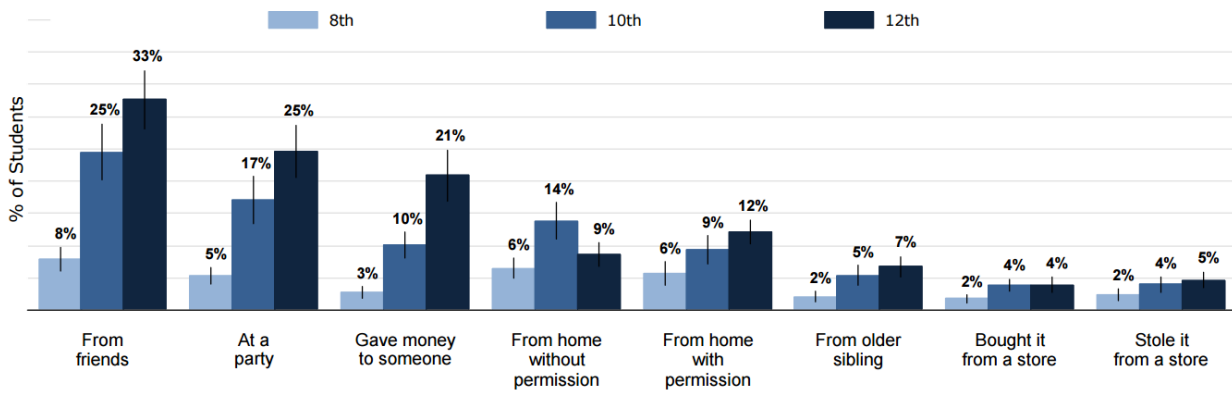


Figure 5b: Original state sample results by grade, reported March 2015  
**Where Do They Get It?**



We apologize for this error.

If you have questions, please contact: [susan.richardson@lgan.com](mailto:susan.richardson@lgan.com)