

Healthy Youth Survey 2023 Kick-Off Conference

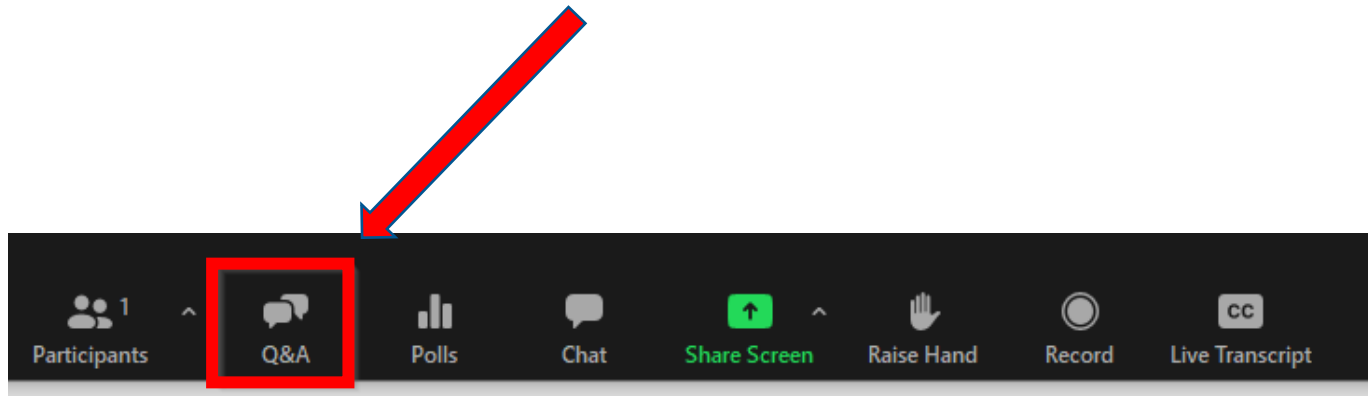
April 12, 2023



Today's Facilitators

- ▶ Hannah Gorman, Derick Sekyere, Maayan Simckes, DOH
 - ▶ healthy.youth@doh.wa.gov
- ▶ Tyler Watson, HCA DBHR
 - ▶ tyler.watson@hca.wa.gov
- ▶ Doua Kha, OSPI
 - ▶ doua.kha@k12.wa.gov
- ▶ Susan Richardson, Looking Glass Analytics (contractor)
 - ▶ surveyadmin@askhys.net

Have a question during the meeting today?
Use the Q&A button!



Please note, this meeting is being recorded.

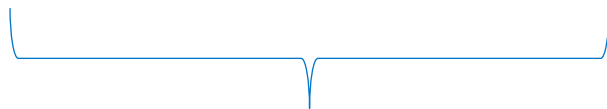
Outline

- ▶ Background
 - ▶ Timeline
- ▶ Changes for HYS 2023
 - ▶ www.AskHYS.net
- ▶ Registration Process
 - ▶ How to register
- ▶ Data Dashboard Preview
- ▶ Q & A

HYS Background



Statewide Effort & Support



HYS Planning Committee

Funding: Dedicated Cannabis Account

- ▶ Schools
- ▶ ESDs
- ▶ Local Health Jurisdictions
- ▶ Community Prevention Providers

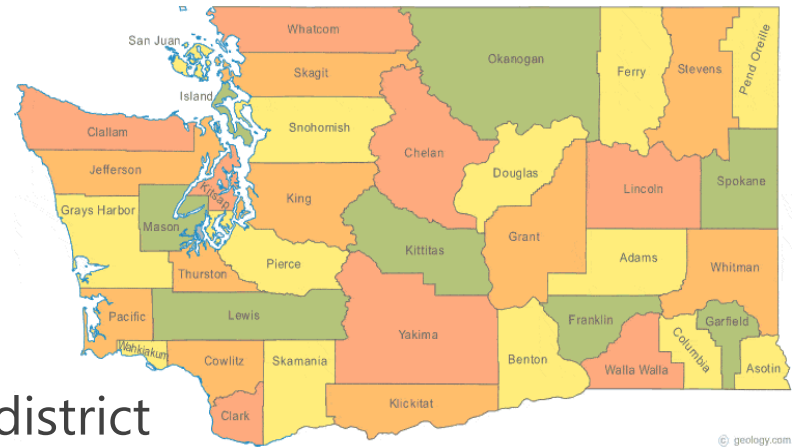


HYS Purpose

- ▶ Identify and monitor factors that affect the health of youth in Washington
- ▶ Similar youth surveys have been conducted across the state since 1988
- ▶ Survey results can indicate changes in health behaviors over time and schools can use the results to identify important areas of need

HYS 2021

- ▶ First primarily-electronic HYS
- ▶ Over 208,000 students
- ▶ All 39 Counties
- ▶ 215 school districts
- ▶ 877 schools
 - ▶ 8 not associated with a school district
 - ▶ 3 Charter schools
 - ▶ 1 Tribal school
 - ▶ The School for the Blind
 - ▶ 3 Private Schools



HYS 2021

“The COVID-19 pandemic led to massive changes in the lives of Washington youth. Increases and decreases in HYS 2021 data may be more a reflection of the pandemic and its affect on our lives than a change that would have happened if the pandemic had not occurred. This means that **trend data from before the pandemic and during/after the pandemic should be interpreted with tremendous caution.**”

HYS 2023 Timeline

- ▶ March 2022-March 2023
 - ▶ Revision process
- ▶ **April-June 2023**
 - ▶ **Registration**
- ▶ October 2023
 - ▶ Administration (electronic, in-person)
- ▶ Feb-March 2024
 - ▶ Results available

HYS 2023 Changes



Revision Process

- ▶ Spring 2022
 - ▶ Question proposals
 - ▶ Partner feedback meetings
- ▶ Summer 2022
 - ▶ HYS Planning Committee meetings
- ▶ Fall 2022
 - ▶ Student focus groups
 - ▶ Fatal flaws
- ▶ Winter 2023
 - ▶ Finalization

Format Changes

- ▶ Fully electronic, in-person
 - ▶ No paper-pencil exemption process
 - ▶ Remote option for online/virtual schools
- ▶ Question bank and randomization
- ▶ Display logic
- ▶ Content warnings
- ▶ Updated language consistency

Content Changes

- ▶ New questions:
 - ▶ Abuse
 - ▶ Bullying
 - ▶ Disability measures
 - ▶ Disordered eating
 - ▶ Prosocial involvement
 - ▶ Screen time
 - ▶ Social emotional learning
 - ▶ Substances
- ▶ Modified questions:
 - ▶ Race/ethnicity
 - ▶ Gender identity, sexual orientation
- ▶ More information: Change Document

Exemption Process (Grades 8-12)

- ▶ Sexual behavior and/or sexual violence
- ▶ Instructions on the registration page

Opt-In Process (Grade 6)

- ▶ Gender identity
- ▶ Instructions will be listed on the registration page

What is your gender?

- Boy
- Girl
- Something else fits better

HYS 2023 Registration



HYS Participation

- ▶ Any Washington public school with students in grades 6, 8, 10, or 12.
 - ▶ Small school districts (<150 students in grades 6, 8, 10, 12) can survey additional grades 7, 9, and 11
 - ▶ Tribal schools
 - ▶ Online/virtual schools
 - ▶ Private schools can participate on request
 - ▶ No detention facilities

Why should my school participate?

- ▶ Important information for schools
 - ▶ Learn the prevalence of health-related behaviors among students
 - ▶ Understand the school climate
 - ▶ Contribute to the School Improvement Planning process
 - ▶ Help inform other needs assessments
 - ▶ Help justify new school programs, projects or staffing
 - ▶ Assist with evaluating or improving existing school programs or projects
 - ▶ Provide information for writing grant applications
- ▶ Comparisons to state results and past results
- ▶ **Free!**
- ▶ Useful data to partners who share the goal of healthy youth!

Student Protections

- ▶ HYS is anonymous and voluntary
- ▶ HYS is reviewed by the Washington State Institutional Review Board (WSIRB)
- ▶ This includes, but isn't limited to approval of:
 - ▶ Methods
 - ▶ Materials
 - ▶ Parent and student notification processes
 - ▶ Survey questions
 - ▶ Data and results sharing requirements



How are the results used? DOH



How are the results used? OSPI

- Data from the survey can help raise awareness of youth thoughts, feelings and behaviors and provide insight on current health trends and concerns
- Results can help schools make evidence-based decisions that lead not only to positive academic outcomes but also provides information that allows schools to identify conditions that impact student learning and the overall school climate
- Data can also be used by schools and communities to apply for grants, and inform programming and planning
 - LifeSkills Grant: teach youth how to cope with and manage stress and anxiety, build positive relationship and communication skills, and develop refusal skills to prevent and reduce substance use and abuse

How are the results used? HCA

- ▶ Prioritizing funding for areas with highest need
- ▶ Evaluating outcomes over time
- ▶ Substance Use Disorder Prevention and Mental Health Promotion Interagency State Strategic Plan
- ▶ Community-Based Organization (CBO) grants for substance use disorder prevention and mental health promotion/suicide prevention
- ▶ Community Prevention and Wellness Initiative (CPWI) in nearly 100 communities
- ▶ Leveraging additional funding and resources

New AskHYS.net - coming April 12th



About HYS

Survey Results

HYS 2023

Resources

Contact

Admin

LOGOUT

Quick Links



Frequently Asked Questions



New ~ Data Dashboard



Reports and Analysis



Survey Coordinator Portal



Healthy Youth Survey

Helping Washington's students thrive and lead healthier, happier lives.

- ✓ **The survey shows trends over time and helps parents, schools, and communities address issues impacting youth.**
- ✓ **Schools and districts get reports of their results – helping them understand their students' needs.**
- ✓ **About 200,000 students in grades 6 -12 across the state take the survey every two years.**
- ✓ **Participation is voluntary and anonymous.**
- ✓ **Free for schools in Washington State.**

[> EXPLORE RESULTS →](#)

Latest Updates

Registration for the HYS 2023 will begin on April 12th. Click [Registration](#) for details and to sign up.

[Survey Results](#) for 2021 are available.

[Click here](#) to find about the 2023 HYS Kick-Off Conference on April 3rd and 12th.

HYS 2023 Information page



Quick Links



Frequently Asked Questions



New - Data Dashboard



Reports and Analysis



Survey Coordinator Portal



Parent & Student Resources

HYS 2023 Information

Survey Coordinator Portal

Go to the Survey Coordinator Portal to:

- Register for HYS or to update your registration.
- Verify that your school has notified Parents and Students about HYS.
- Access your student survey links.

REGISTER, NOTIFY PARENTS & GET E-SURVEY LINKS →

*Login required

Why Participate in HYS 2023

The Washington State Healthy Youth Survey (HYS) measures health risk behaviors that contribute to health injury, illness, and social problems among youth in Washington State. The survey produces estimates of the prevalence of major adolescent health risk behaviors and provides crucial information to school officials, health professionals, human service agencies, policymakers, and parents as they work together to ensure the optimum health of young people across the state. The survey results also provide important needs assessment data for program planning. They offer insight into the effectiveness of statewide prevention and health promotion initiatives designed to reach a range of education- and health-related goals at the federal, state, and local levels.

[Question and Answer Fact Sheet](#)

[How Can the Data Be Used](#)

Survey Timeline

- Registration – April to June 2023
- School preparation and training – September 2023
- Parent and student notification – at least two weeks prior to survey administration
- Survey administration – October 9th through 27th 2023
- Survey results – winter 2024



Looking for Administrations Materials?

LEARN MORE →

HYS 2023 Information page

Survey Content & Questionnaires

For the 2023 HYS, there are two survey forms, one for elementary students and one for secondary students:

- ✓ [Elementary Survey](#) (grade 6, also grade 7 in small school districts)
- ✓ [Secondary Survey](#) (grades 8, 10, and 12, also grades 9 and 11 in small school districts)

Click here to see if your district is considered small for HYS: [Small School District List](#)

For an overview of the survey content, see the [Rationale & Description of Survey Content](#)

To see questions on previous HYS questionnaires, see [Survey Questionnaires](#)

HYS 2023 Information page

Exemptions and Optional Questions

Exemption for sexual behavior and/or sexual violence questions for 8th grade and older.

This year, questions about sexual behavior and sexual violence are included in the main body of the survey for 8th graders and older. These are not part of a removable section as they have been in previous years. For schools with concerns about asking these questions in the main body of the survey, there is an exemption process for 2023.

Please contact Washington State Department of Health at Healthy.Youth@doh.wa.gov if you would like to discuss an exemption for your school.

Optional new 6th grade gender question.

Every year on the HYS, students are asked the question: *What sex were you assigned at birth?* *Female, Male.* This year, schools can decide to also ask 6th graders (and 7th graders in small school districts) about gender. The new question is:

What is your gender?

Boy

Girl

Something else fits better.

Schools can add the new gender question to the elementary survey by opting in on the registration form.

The U.S. Department of Education emphasizes the importance of collecting high quality data on both sex and gender. Gender diverse youth are at increased risk of adverse experiences. Collecting both sex and gender on student surveys allows communities to better understand and meet the needs of all youth.

For more information, see the [Question & Answer Fact Sheet](#). To find out more about how to request an exemption go to the [Exemptions](#) page.

HYS 2023 Information page

School Registration Status

Use the dropdown menu to find out which schools have registered for the 2023 HYS.

School District

Please Select a District



School Name	Survey Coordinator	Optional Questions	Parents Notified
Tumwater High School	Sally Ride	Yes	No
A G West Black Hills High School	Not registered	NA	NA
Tuwmater Milddle School	Neil Armstrong	No	Yes
George Washington Bush Middle School	Not registered	NA	NA

HYS 2023 Information page



Quick Links



Frequently Asked Questions



New ~ Data Dashboard



Reports and Analysis



Parent & Student Resources

HYS 2023 Information

Survey Coordinator Portal

Go to the Survey Coordinator Portal to:

- Register for HYS or to update your registration.
- Verify that your school has notified Parents and Students about HYS.
- Access your student survey links.

[▶ REGISTER, NOTIFY PARENTS & GET E-SURVEY LINKS →](#)

*Login required

Why Participate in HYS 2023

The Washington State Healthy Youth Survey (HYS) measures health risk behaviors that contribute to health, injury, illness, and social problems among youth in Washington State. The survey produces estimates of the prevalence of major adolescent health risk behaviors and provides crucial information to school officials, health professionals, human service agencies, policymakers, and parents as they work together to ensure the optimum health of young people across the state. The survey results also provide important needs assessment data for program planning. They offer insight into the effectiveness of statewide prevention and health promotion initiatives designed to reach a range of education- and health-related goals at the federal, state, and local levels.

[Question and Answer Fact Sheet](#)

[How Can the Data Be Used](#)

Survey Timeline

- Registration – April to June 2023
- School preparation and training – September 2023
- Parent and student notification – at least two weeks prior to survey administration
- Survey administration – October 9th through 27th 2023
- Survey results – winter 2024



Looking for Administrations Materials?

[▶ LEARN MORE →](#)

Login page



About HYS

Survey Results

HYS 2023

Resources

Contact

 Login

Login to AskHYS

Email

Password
 Remember me?

Why Log In?

A login is required to register a school for the Healthy Youth Survey and to access district and building results.

Need a Login?

AskHYS logins are provided through the OSPI Educational Data System (EDS) and managed by District Data Security Managers.

Logins For School Staff

[How to Get EDS Access to HYS](#) provides detailed instructions on how to request access from your District Data Security Manager. Contact information is available here: <https://eds.ospi.k12.wa.us/SecurityManagerList.aspx>

Logins For Community Members, Researchers, and Parents

Contact the District Superintendent to request access to the specific district and/or building results. Explain who you are, your purpose of accessing specific district and/or building results, and how the results will be used. Once you receive permission from the Superintendent, use the [How to Get EDS Access](#) instructions to set up an EDS account and request a login.

Need help?

If you're having trouble with your access, please contact:

- ✓ Your District Data Security Manager: <https://eds.ospi.k12.wa.us/SecurityManagerList.aspx>
- ✓ OSPI Customer Support at CustomerSupport@k12.wa.us or call (800) 725-4311 Option 7.
- ✓ SurveyAdmin@AskHYS.net

HYS 2023 Information page



Navigation bar: About HYS | Survey Results | **HYS 2023** | Resources | Contact | Admin | LOGOUT

Quick Links: Frequently Asked Questions, New - Data Dashboard, Reports and Analysis, **Survey Coordinator Portal**, Parent & Student Resources

HYS 2023 Information

Survey Coordinator Portal

- HYS 2023 Information
- Survey Coordinator Portal
- Administration Materials
- Exemptions

Go to the Survey Coordinator Portal:

- Register for HYS or to update your registration.
- Verify that your school has notified Parents and Students about HYS.
- Access your student survey folder.

REGISTER, NOTIFY PARENTS & GET E-SURVEY LINKS → *Login required


Why Participate in HYS 2023

The Washington State Healthy Youth Survey (HYS) measures health risk behaviors that contribute to health, injury, illness, and social problems among youth in Washington State. The survey produces estimates of the prevalence of major adolescent health risk behaviors and provides crucial information to school officials, health professionals, human service agencies, policymakers, and parents as they work together to ensure the optimum health of young people across the state. The survey results also provide important needs assessment data for program planning. They offer insight into the effectiveness of statewide prevention and health promotion initiatives designed to reach a range of education- and health-related goals at the federal, state, and local levels.

[Question and Answer Fact Sheet](#)
[How Can the Data Be Used](#)

Survey Timeline

- Registration – April to June 2023
- School preparation and training – September 2023
- Parent and student notification – at least two weeks prior to survey administration
- Survey administration – October 9th through 27th 2023
- Survey results – winter 2024



Looking for Administrations Materials?

LEARN MORE →

Survey Coordinator Portal

About HYS

Survey Results

HYS 2023

Resources

Contact

Admin

LOGOUT

Quick Links



Frequently Asked
Questions



New - Data
Dashboard



Reports and Analysis



Survey Coordinator
Portal



Parent & Student
Resources

Register a School

Select a School

Your OSPI EDS account allows you to register the following schools. If you need to register additional schools, contact your [District Data Security Manager](#) and ask them to add the school to your AskHYS permission.

If new schools or schools with different grade levels from last year are not showing up in the dropdown menu, please contact SurveyAdmin@AskHYS.net to add it to the registration system.

You will receive a confirmation email when you submit the online registration form.

By submitting this registration, your school commits to performing the tasks required to successfully implement the survey in a standardized manner and to collect data with the highest possible integrity:

- ✓ Assigning staff to coordinate and implement the survey.
- ✓ Notifying parents and students about the survey.
- ✓ Following all survey administration procedures.
- ✓ Ensuring that student participation is voluntary and anonymous.



Select the school and click Next to complete the online registration form.

Please Select a school



Please Select a school

Two Rivers School

NEXT →

Registration Form

- ▶ Contact information for:
 - ▶ Principal
 - ▶ Survey Coordinator
 - ▶ IT Support Staff
- ▶ Does school want to ask optional gender question for 6th graders? (also 7th grade in small districts)
- ▶ Estimated number of students per grade taking the survey.
- ▶ An agreement to:
 - ▶ Update this registration and add survey date(s).
 - ▶ Follow instructions & training.
 - ▶ Notify parents and students with all of the required methods.
 - ▶ Verify that parent and student notification is complete by filling out an online form.
 - ▶ Administer the survey during the proper timeframe.
- ▶ Survey date(s) - don't need them now, add them in the fall

Survey Coordinator Portal

Manage School Registrations and Access Survey Links

Registered Schools

The schools listed below are registered for the 2023 HYS. Additional information may be required to complete your registration.

Registration Updates

If your school has a red "Edit Registration" button showing, click on the button and complete any missing information. Survey links cannot be activated if updates are needed.

Verify Parent & Student Notification

Parents and students must be notified about the survey 2 weeks before the survey administration date. When your school has completed all of the required notification steps, click the red "Verify Notification" button and complete the Verification form.

Survey links cannot be activated until the Verification form is submitted.

Cascade Middle School

 Edit Registration  Verify Notification

Henderson Bay Alt High School

 Edit Registration  Verify Notification

Challenger High School

 Edit Registration  Verify Notification

Secondary Link (8th-12th Grade) <https://s.AskHYS.net?s=h4pt4>

Survey Coordinator Portal

Complete Survey Coordinator Training & Get Administration Instructions

Review the Survey Coordinator Training powerpoint by September 15th and submit the short quiz.

[Survey Coordinator Training](#)

[Training Quiz](#)

Use Survey Administrator training to show classroom teachers how to administer the

[HYS Survey Administrator Training](#).

Click here to find Survey Coordinator Instructions, Parent/student notification letters, and other

[Administration Materials](#).

Click here to find copies of the 2023 [Survey Questionnaires](#)

Have Questions or Need Help?

- ✓ For questions about registration - please email SurveyAdmin@AskHYS.net
- ✓ For general questions about HYS - please call tollfree (877) HYS-711 or email healthy.youth@doh.wa.gov

Administration Materials



About HYS

Survey Results

HYS 2023

Resources

Contact

LOGOUT

Quick Links



Frequently Asked Questions



New ~ Data Dashboard



Reports and Analysis



Survey Coordinator Portal



Family, School, & Community Resources

Administration Materials

Survey Coordinator Instructions

↓ [Survey Coordinator Packet](#)

Parent and Student Information Letter

Contact SurveyAdmin@AskHYS.net if you need other language translations.

↓ [English \(PDF\)](#)

Coming soon - translations will be available in a couple months

Student Resource Lists

↓ [English \(PDF\)](#)

Coming soon - translations will be available in a couple months



Have Questions or Need Help?

[EMAIL US →](#)

Survey Questionnaire Content & Formatting

- ▶ Elementary Survey (6th grade, plus 7th grade in small districts) has 114 questions:
 - ▶ Blocks of questions are randomized
 - ▶ Includes display logic

- ▶ Secondary Survey (8th – 12th grades) has 251 questions:
 - ▶ Blocks of questions are randomized
 - ▶ Includes display logic
 - ▶ 49 “Core” questions = asked of all secondary students
 - ▶ 18 “Core if” questions = display logic questions, asked depending on how student responds to a core question
 - ▶ 166 “Bank” questions = asked of ½ of secondary students
 - ▶ 18 “Bank if” questions = display logic questions, asked depending on how student responds to a bank question

Secondary Survey Organization

Introduction & Screener (1 core, 2 core if questions)

Grade (1 core, 2 follow up questions if wrong grade selected)

Core Demographics (19 core, 12 core if questions)

Group Randomizer: Asks 12 groups in random order

Group: Mental Health

Group: Tobacco

Group: E - Cigs

Group: Marijuana

Group: Alcohol

Group: Other Drug

Group: Core Blocks

Group: Small Bank Blocks

Group: Small/Medium Bank Blocks

Group: Medium Bank Blocks

Group: Large Bank Blocks

Group: XL Bank Blocks

Honesty (1 question)

End Survey

Secondary Survey Organization

Group: Mental Health

Block: Core Mental Health (4 core questions)

Question Randomizer: Randomly asks 3 of 6 bank questions

Mental health suicide plan (1 question)

Mental health suicide attempt (1 question)

Mental health turn for help (1 question)

Mental health turn for help person (1 question)

Mental health warning signs (1 question)

Mental health internet (1 question)

Secondary Survey Organization

Group: Marijuana

Marijuana (2 core questions)

Question Randomizer: Randomly asks 4 of 7 questions (4 bank if, 3 bank)

Marijuana type (1 bank if question)

Marijuana stay high (1 bank if question)

Marijuana source (1 bank if question)

Marijuana and alcohol simultaneous use (1 bank if question)

Marijuana talk (1 question)

Marijuana live with (1 question)

Marijuana friends (1 question)

Secondary Survey Organization

Group: Small/Medium Bank Blocks

Block Randomizer: Randomly asks 5 of 10 bank blocks

Hemp-derived Products (1 bank if, 2 bank questions)

Abuse & Dating Violence (3 questions)

Counselor (3 questions)

Taught STD/Pregnancy (3 questions)

Low Neighborhood Attachment (3 questions)

Parental Attitudes Favorable Towards Drug Use (3 questions)

Family Opportunities for Prosocial Involvement (3 questions)

School Rewards for Prosocial Involvement (3 questions)


Community Rewards for Prosocial Involvement (3 questions)

Safety & Swim (3 questions)

HYS Data Dashboard Preview



Trend View



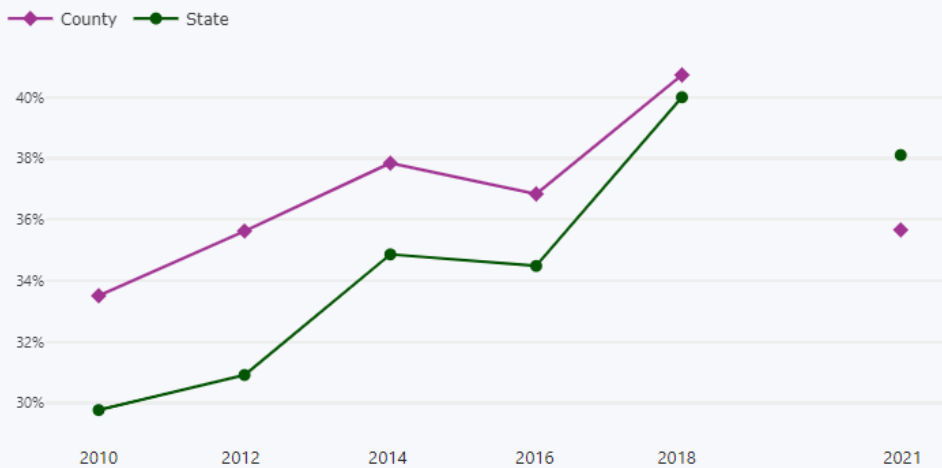
2021 Healthy Youth Survey Data Dashboard

Measure: **Depressive Feelings**

Location: Yakima County

Grade: 10

Survey Year: 2021



Survey Trend

Year	County	State
2010	33.5% (+/-1.9%) ▲ ^b	29.8% (+/-1.1%)
2012	35.6% (+/-2.0%) ▲ ^b	30.9% (+/-1.0%)
2014	37.8% (+/-1.9%) ▲ ^b	34.9% (+/-1.0%) ▲ ^c
2016	36.8% (+/-1.8%)	34.5% (+/-0.9%)
2018	▲ ^a 40.7% (+/-1.8%)	40.0% (+/-1.1%) ▲ ^c
2021	▼ ^a 35.7% (+/-1.9%)	38.1% (+/-1.0%)

^a to the left of the County values, a ▲ arrow means there was a significant increase in the county value from the previous year and a ▼ arrow means there was a significant decrease in the county value from the previous year

^b between the County and State values, a ▲ arrow means that the county is significantly higher than the state and a ▼ arrow means that the county is significantly lower than the state

^c to the right of State values, a ▲ arrow means there was a significant increase in the State value from the previous year and a ▼ arrow means there was a significant decrease in the State value from the previous year

The Depressive Feelings measure is based on the following question: During the past 12 months, did you ever feel so sad or hopeless almost every day for two weeks or more in a row that you stopped doing some usual activities?

The percentage of students who answered "Yes" are reported.

Choose Analysis



1 Select Year

N/A

2 Select Grade

10th Grade

3 Select Location

Yakima County

4 Select Topic

Mental Health

5 Select Measure

Adults to Turn to When Depressed

Feeling Nervous, Anxious or on E...

Unable to Stop or Control Worrying

Depressive Feelings

Contemplation of Suicide

Plan to Attempt Suicide

Attempted Suicide

Breakout View

Choose Analysis ? Help

1 Select Year
2021

2 Select Grade
10th Grade


3 Select Location
Yakima County

4 Select Topic
Mental Health

5 Select Measure

- Adults to Turn to When Depressed
- Feeling Nervous, Anxious or on E...
- Unable to Stop or Control Worrying
- Depressive Feelings**
- Contemplation of Suicide
- Plan to Attempt Suicide
- Attempted Suicide

2021 Healthy Youth Survey Data Dashboard



Measure: **Depressive Feelings**

Location: Yakima County

Grade: 10

Survey Year: 2021

5 Select Breakout Category

- Demographics**
- Risk Factors
- Disability
- Living Situation

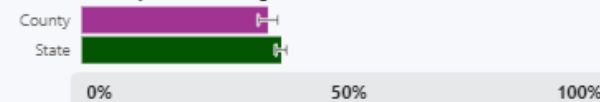
Demographics

by Gender Identity	County	State
Male	21.9% (± 2.4%)	24.2% (± 1.4%)
Female	46.0% (± 3.0%)	45.4% (± 1.7%)
Transgender	81.8% (± 22.8%)	83.0% (± 10.1%)

by Sexual Orientation	County	State
Heterosexual	28.8% (± 2.1%)	29.0% (± 1.2%)
Gay or Lesbian	64.5% (± 11.9%)	63.5% (± 5.5%)
Bisexual	68.8% (± 6.1%)	66.6% (± 2.9%)
Questioning	54.5% (± 9.8%)	50.2% (± 4.6%)

by Race/Ethnicity	County	State
Native American	48.5% (± 11.9%)	45.3% (± 9.5%)
Asian	34.3% (± 15.7%)	29.2% (± 3.1%)
Black	30.4% (± 18.8%)	29.3% (± 5.2%)
Hispanic	33.3% (± 2.4%)	40.3% (± 2.6%)
Pacific Islander		40.5% (± 10.5%)
White	37.7% (± 4.0%)	37.5% (± 1.5%)
Multi-race	41.2% (± 5.5%)	45.3% (± 2.7%)

County and State, % Depressive Feelings:

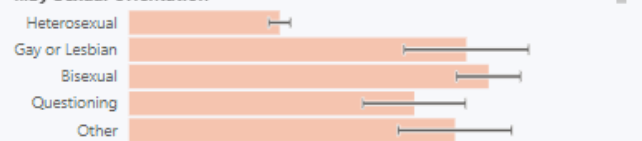


County, % Depressive Feelings:

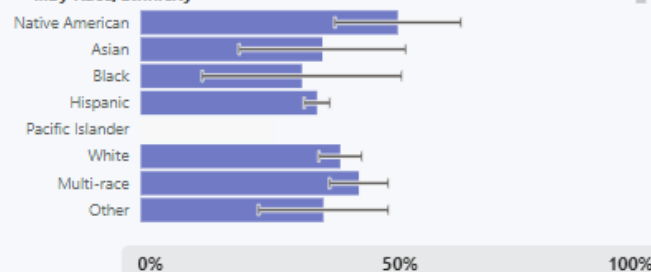
...by Gender Identity



...by Sexual Orientation



...by Race/Ethnicity



▲/▼ A red arrow pointing up means the county is significantly higher than the state. A green arrow pointing down means the county is significantly lower than the state.

The Depressive Feelings measure is based on the following question: During the past 12 months, did you ever feel so sad or hopeless almost every day for two weeks or more in a row that you stopped doing some usual activities?

Map View

2021 Healthy Youth Survey Data Dashboard

Trend View

Breakout View

Map View

Data View

Measure: **Depressive Feelings**

By County

Grade: 10

Survey Year: 2021

30-35%

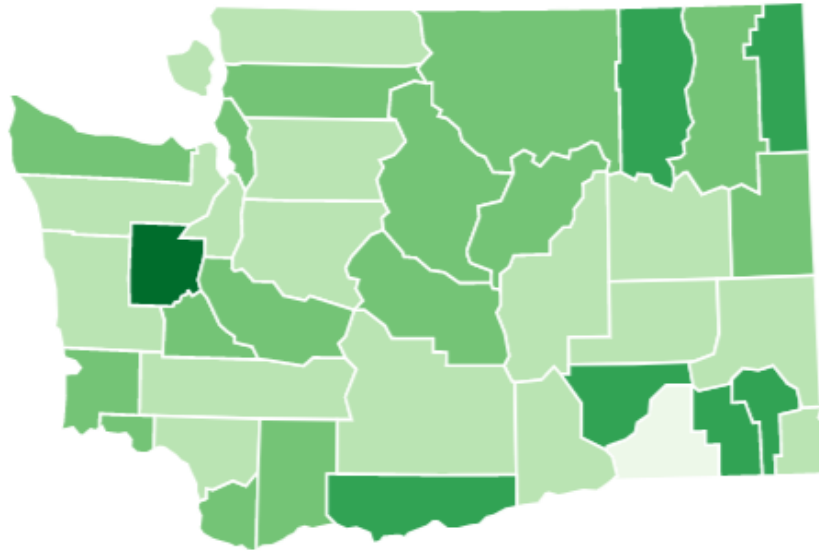
35-40%

40-45%

45-50%

50-55%

?



Depressive Feelings across counties ranged from 34.7% to 53.6%

(Statewide: 38.1%)

County	Surveys	% Yes	% +/-
Statewide (sample)	8,449	38.1%	1.0%
Adams	291	39.5%	5.7%
Asotin	60	40.0%	12.8%
Benton	1,869	39.9%	2.2%
Chelan	394	42.9%	4.9%
Clallam	349	42.7%	5.2%
Clark	3,916	40.2%	1.5%
Columbia	24	50.0%	21.6%
Cowlitz	637	39.9%	3.8%
Douglas	386	43.0%	5.0%
Ferry	31	48.4%	18.6%
Franklin	399	49.4%	4.9% ▲
Garfield	23	47.8%	22.1%
Grant	1,039	39.8%	3.0%
Grays Harbor	501	37.1%	4.2%
Island	453	41.1%	4.5%
Jefferson	122	36.1%	8.6%

▲/▼ A red arrow pointing up means the county is significantly higher than the state. A green arrow pointing down means the county is significantly lower than the state.

The Depressive Feelings measure is based on the following question: During the past 12 months, did you ever feel so sad or hopeless almost every day for two weeks or more in a row that you stopped doing some usual activities?

The percentage of students who answered "Yes" are reported.

Choose Analysis ? Help

1 Select Year

2021

2 Select Grade

10th Grade

3 Select Location

N/A

4 Select Topic

Mental Health

5 Select Measure

Adults to Turn to When Depressed

Feeling Nervous, Anxious or on E...

Unable to Stop or Control Worrying

Depressive Feelings

Contemplation of Suicide

Plan to Attempt Suicide

Attempted Suicide

Data View

Choose Analysis ? Help

1 Select Year
2021

2 Select Grade
10th Grade

3 Select Location
Yakima County

4 Select Topic
Mental Health

5 Select Measure

- Adults to Turn to When Depressed
- Feeling Nervous, Anxious or on E...
- Unable to Stop or Control Worrying
- Depressive Feelings**
- Contemplation of Suicide
- Plan to Attempt Suicide
- Attempted Suicide

2021 Healthy Youth Survey Data Dashboard

Trend View Breakout View Map View **Data View**

Measure: **Depressive Feelings** Location: Yakima County Grade: 10 Survey Year: 2021

Breakout Data:

Location	Grade	Measure	Breakout	Breakout Value	County %	County +/-	State %	State +/-
Yakima County	10th Grade	Depressive Feelings	Grades in School	Mostly A's	31.7%	3.1%	32.0%	1.4%
Yakima County	10th Grade	Depressive Feelings	Grades in School	Mostly B's	32.7%	3.6%	37.1%	2.1%
Yakima County	10th Grade	Depressive Feelings	Grades in School	Mostly C's	36.8%	4.3%	48.5%	2.7%
Yakima County	10th Grade	Depressive Feelings	Grades in School	Mostly D's/F's	47.2%	4.7%	53.0%	3.3%
Yakima County	10th Grade	Depressive Feelings	Gender Identity	Male	21.9%	2.4%	24.2%	1.4%
Yakima County	10th Grade	Depressive Feelings	Gender Identity	Female	46.0%	3.0%	45.4%	1.7%
Yakima County	10th Grade	Depressive Feelings	Gender Identity	Transgender	81.8%	22.8%	83.0%	10.1%
Yakima County	10th Grade	Depressive Feelings	Gender Identity	Other	69.3%	7.7%	70.2%	3.2%
Yakima County	10th Grade	Depressive Feelings	Sexual Orientation	Heterosexual	28.8%	2.1%	29.0%	1.2%
Yakima County	10th Grade	Depressive Feelings	Sexual Orientation	Gay or Lesbian	64.5%	11.9%	63.5%	5.5%
Yakima County	10th Grade	Depressive Feelings	Sexual Orientation	Bisexual	68.8%	6.1%	66.6%	2.9%
Yakima County	10th Grade	Depressive Feelings	Sexual Orientation	Questioning	54.5%	9.8%	50.2%	4.6%

Click [here](#) to download the 2021 Mental Health topic data for Yakima County as a spreadsheet (all grades and measures)

Trend Data:

Location	Grade	Year	Measure	County %	County +/-	State %	State +/-
Yakima County	10th Grade	2021	Depressive Feelings	35.7%	1.9%	38.1%	1.0%
Yakima County	10th Grade	2018	Depressive Feelings	40.7%	1.8%	40.0%	1.1%
Yakima County	10th Grade	2016	Depressive Feelings	36.8%	1.8%	34.5%	0.9%
Yakima County	10th Grade	2014	Depressive Feelings	37.8%	1.9%	34.9%	1.0%
Yakima County	10th Grade	2012	Depressive Feelings	35.6%	2.0%	30.9%	1.0%
Yakima County	10th Grade	2010	Depressive Feelings	33.5%	1.9%	29.8%	1.1%

The Depressive Feelings measure is based on the following question: During the past 12 months, did you ever feel so sad or hopeless almost every day for two weeks or more in a row that you stopped doing some usual activities?

The percentage of students who answered "Yes" are reported.

Downloaded data

2021 HYS Dashboard - Yakima_County Mental Health Question Data - 12th Grade											
Year	County	Grade	Topic	Measure	Breakout	Breakout Value	County		State		
							%	+/-	%	+/-	
2021	Yakima County	12	Mental Health	Adults to Turn to When Depressed	Emotional/Learning Disability	Yes	42.4%	8.1%	53.0%	4.2%	
2021	Yakima County	12	Mental Health	Adults to Turn to When Depressed	Others Think I Have Disability	No	46.5%	3.4%	54.4%	2.1%	
2021	Yakima County	12	Mental Health	Adults to Turn to When Depressed	Others Think I Have Disability	Yes	44.4%	9.4%	53.3%	4.8%	
2021	Yakima County	12	Mental Health	Adults to Turn to When Depressed	Physical Activity Limited by Disability	No	46.4%	3.3%	54.6%	2.1%	
2021	Yakima County	12	Mental Health	Adults to Turn to When Depressed	Physical Activity Limited by Disability	Yes	45.2%	12.4%	50.7%	6.0%	
2021	Yakima County	12	Mental Health	Adults to Turn to When Depressed	Migrant Status	Non-migrant	46.8%	3.2%	54.4%	2.0%	
2021	Yakima County	12	Mental Health	Adults to Turn to When Depressed	Migrant Status	Migrant	39.7%	11.2%	48.0%	8.0%	
2021	Yakima County	12	Mental Health	Adults to Turn to When Depressed	Military Parents	Non-military	46.7%	3.4%	53.2%	2.2%	
2021	Yakima County	12	Mental Health	Adults to Turn to When Depressed	Military Parents	Military	43.0%	10.1%	57.1%	4.3%	
2021	Yakima County	12	Mental Health	Adults to Turn to When Depressed	Lost Home Due to Finances	No	46.4%	3.2%	54.7%	2.0%	
2021	Yakima County	12	Mental Health	Adults to Turn to When Depressed	Lost Home Due to Finances	Yes	46.4%	18.5%	36.0%	10.9%	
2021	Yakima County	12	Mental Health	Adults to Turn to When Depressed	Not Enough Money for Food in Past Year	No	46.5%	3.4%	55.7%	2.0%	
2021	Yakima County	12	Mental Health	Adults to Turn to When Depressed	Not Enough Money for Food in Past Year	Yes	45.7%	10.1%	32.9%	7.0%	
2021	Yakima County	12	Mental Health	Feeling Nervous, Anxious or on Edge	Grades in School	Mostly A's	68.0%	3.6%	76.0%	1.7%	
2021	Yakima County	12	Mental Health	Feeling Nervous, Anxious or on Edge	Grades in School	Mostly B's	64.6%	4.1%	69.6%	2.5%	
2021	Yakima County	12	Mental Health	Feeling Nervous, Anxious or on Edge	Grades in School	Mostly C's	67.5%	4.7%	73.6%	3.0%	
2021	Yakima County	12	Mental Health	Feeling Nervous, Anxious or on Edge	Grades in School	Mostly D's/F's	69.0%	5.4%	79.0%	3.6%	
2021	Yakima County	12	Mental Health	Feeling Nervous, Anxious or on Edge	Gender Identity	Male	52.6%	3.3%	60.9%	2.0%	
2021	Yakima County	12	Mental Health	Feeling Nervous, Anxious or on Edge	Gender Identity	Female	77.6%	2.7%	84.9%	1.5%	
2021	Yakima County	12	Mental Health	Feeling Nervous, Anxious or on Edge	Sexual Orientation	Heterosexual	62.3%	2.5%	68.1%	1.6%	
2021	Yakima County	12	Mental Health	Feeling Nervous, Anxious or on Edge	Sexual Orientation	Gay or Lesbian	83.1%	9.6%	88.5%	4.9%	
2021	Yakima County	12	Mental Health	Feeling Nervous, Anxious or on Edge	Sexual Orientation	Bisexual	88.3%	4.7%	91.8%	2.1%	
2021	Yakima County	12	Mental Health	Feeling Nervous, Anxious or on Edge	Sexual Orientation	Questioning	92.4%	6.4%	88.4%	4.1%	
2021	Yakima County	12	Mental Health	Feeling Nervous, Anxious or on Edge	Race/Ethnicity	Native American	58.5%	15.1%	64.5%	11.9%	
2021	Yakima County	12	Mental Health	Feeling Nervous, Anxious or on Edge	Race/Ethnicity	Asian	61.1%	22.5%	78.3%	4.1%	
2021	Yakima County	12	Mental Health	Feeling Nervous, Anxious or on Edge	Race/Ethnicity	Black	71.4%	23.7%	60.0%	8.6%	

6th Grade

8th Grade

10th Grade

12th Grade

Measure Glossary

+

Data Dashboard Help



Return to Previous

Select Help Topic

Complete Help

Choose Your Analysis

Select Your View

Results - Trend

Results - Breakout

Results - Map

Results - Data

Coming soon:

- Link to download PDF of dashboard help
- Link to download data dictionary:
 - Measure definitions
 - Breakout variable definitions

2021 Healthy Youth Survey Data Dashboard



Trend View



Breakout View



Map View



Data View

How to Use the HYS Data Dashboard

Choose Your Analysis

Use the selection options on the right side of the screen to choose your analysis.

- Select Grade: 6, 8, 10, or 12
- Select Location: County
- Select Topic: Alcohol, Tobacco, Marijuana, Other Drugs, Hope, Mental Health, Bullying and Harassment, Dietary Behaviors, Physical Activity, Violence and Safety, Community Risk and Protective Factors, Family Risk and Protective Factors, School Risk and Protective Factors, and Peer-Individual Risk Factors
- Select one of the 60+ Survey Measures

Choose Analysis

Select Grade
8th Grade

Select Location
King County

Select Topic
Alcohol

Select Measure

- Current Alcohol Drinking
- Lifetime Alcohol Use
- Binge Drinking**
- Access to Alcohol

For the Breakout View, there is an additional selection option for the Breakout Category. Here you can select the following different breakout groups:

- Demographics: Gender Identity, Sexual Orientation, Race/Ethnicity
- Disability: Any Disability, Physical Disability, Emotional/Learning Disability, Other Think I Have a Disability, Physical Activity Limited by Disability
- Living Situations: Migrant Status, Military Parents, Lost Home Due to Finances, Not Enough Money For Food in Past Year
- Risk Factors: Academic Failure, Low Commitment to School, Poor Family Management, Favorable Attitudes Towards Drug Use, Peers Attitudes Favorable Towards Drug Use

Select Your View

Use the navigation tabs in the top right of the screen to select the view you want.



Trend View



Breakout View



Map View



Data View

User Testing: We want to partner with you!

- ▶ We will be conducting User Testing in **spring/summer 2023**
- ▶ We are looking for groups of **5-10 youth** to participate
- ▶ We will compensate students **\$25** for their time
- ▶ Testing will be **~90 minutes** and can be **virtual or in-person**

If you know of youth who might be interested in participating, please email hannah.gorman@doh.wa.gov

Thank you!

Questions?

- ▶ Hannah Gorman, Derick Sekyere, Maayan Simckes, DOH
 - ▶ healthy.youth@doh.wa.gov
- ▶ Tyler Watson, HCA DBHR
 - ▶ tyler.watson@hca.wa.gov
- ▶ Doua Kha, OSPI
 - ▶ doua.kha@k12.wa.gov
- ▶ Susan Richardson, Looking Glass Analytics (contractor)
 - ▶ surveyadmin@askhys.net

- ▶ Submit HYS questions and comments directly to
 - ▶ <https://www.surveymonkey.com/r/HYSquestion>



THANK YOU!

From the Healthy Youth Survey Planning Committee

More information: www.AskHYS.net

